


STAGES

of a


CELL

INTERPHASE




The cell is born with 46 chromosomes.

PROPHASE




Chromosomes double in number, stopping at 92.

PROMETAPHASE



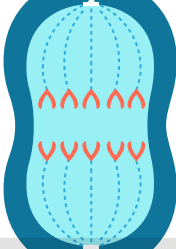
The cell's nuclear membrane dissolves. Cellular building blocks attach to the structure.

METAPHASE



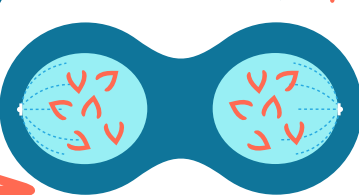
Chromosomes align to the middle of the cell.

ANAPHASE



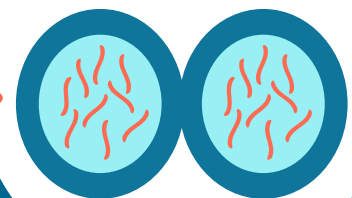
Chromosomes pull apart.

TELOPHASE



Cellular division begins.

CYTOKINESIS



Two new cells form.